

Grow a cress head

Growing a Cress Head



© Copyright 2011, www.sparklebox.co.uk


You will need:

paint and brushes
cress seeds
cotton wool
a yogurt pot



© Copyright 2011, www.sparklebox.co.uk

1 Take the label off your yogurt pot and paint on a smiley face.




© Copyright 2011, www.sparklebox.co.uk

2 Wet some cotton wool and put in the bottom of the yogurt pot.



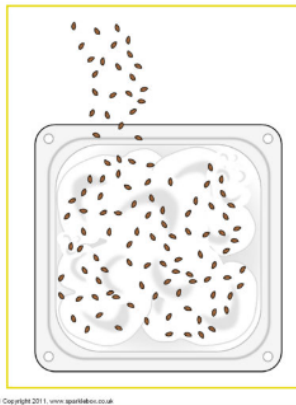
© Copyright 2011, www.sparklebox.co.uk

3 Slightly dampen some more cotton wool and add on top. Leave some space at the top of the pot.



© Copyright 2011, www.sparklebox.co.uk

4 Sprinkle some cress seeds onto the cotton wool.



© Copyright 2011, www.sparklebox.co.uk